LADESKALA

DEADWEIGHT SCALE

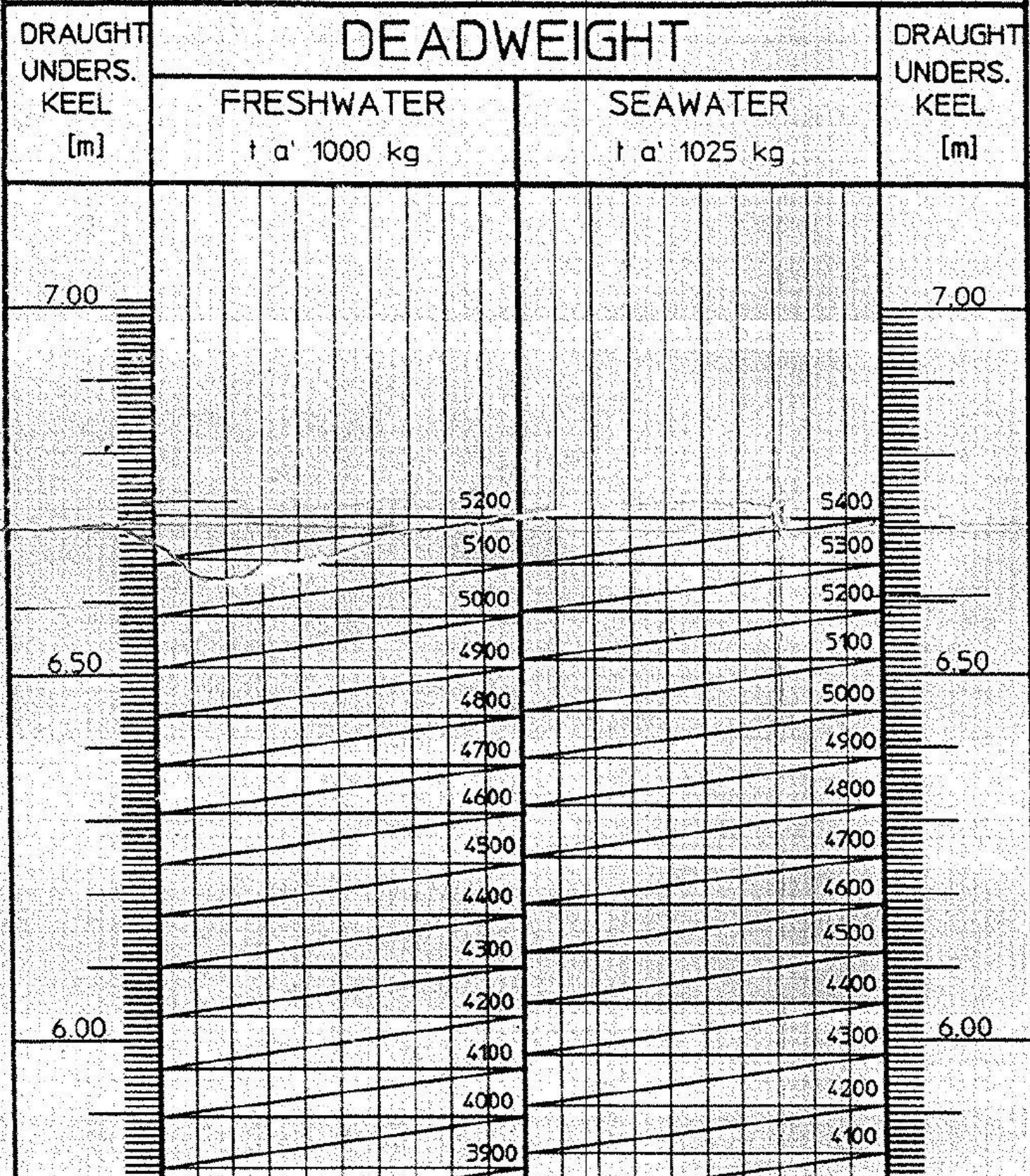

1898

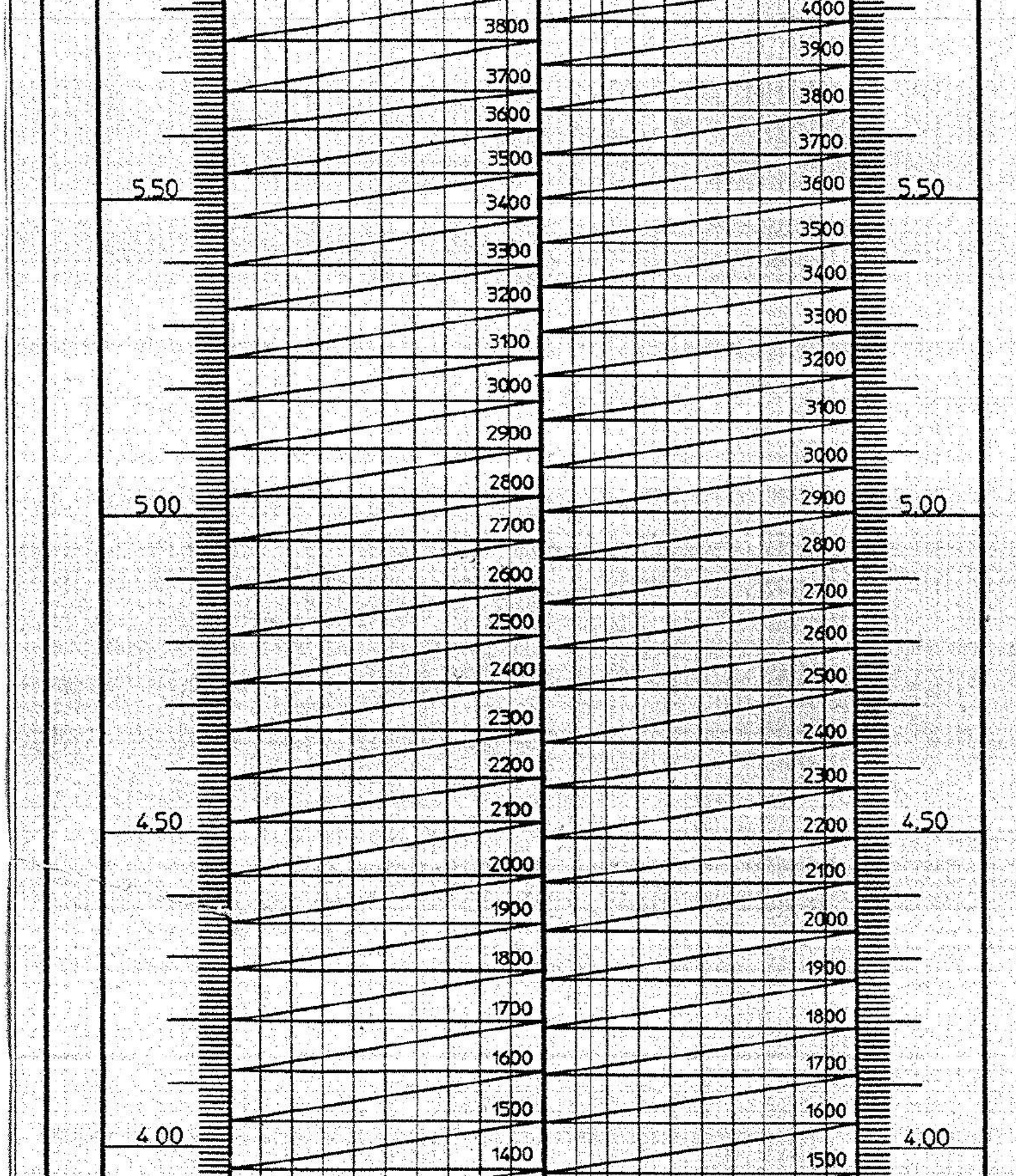

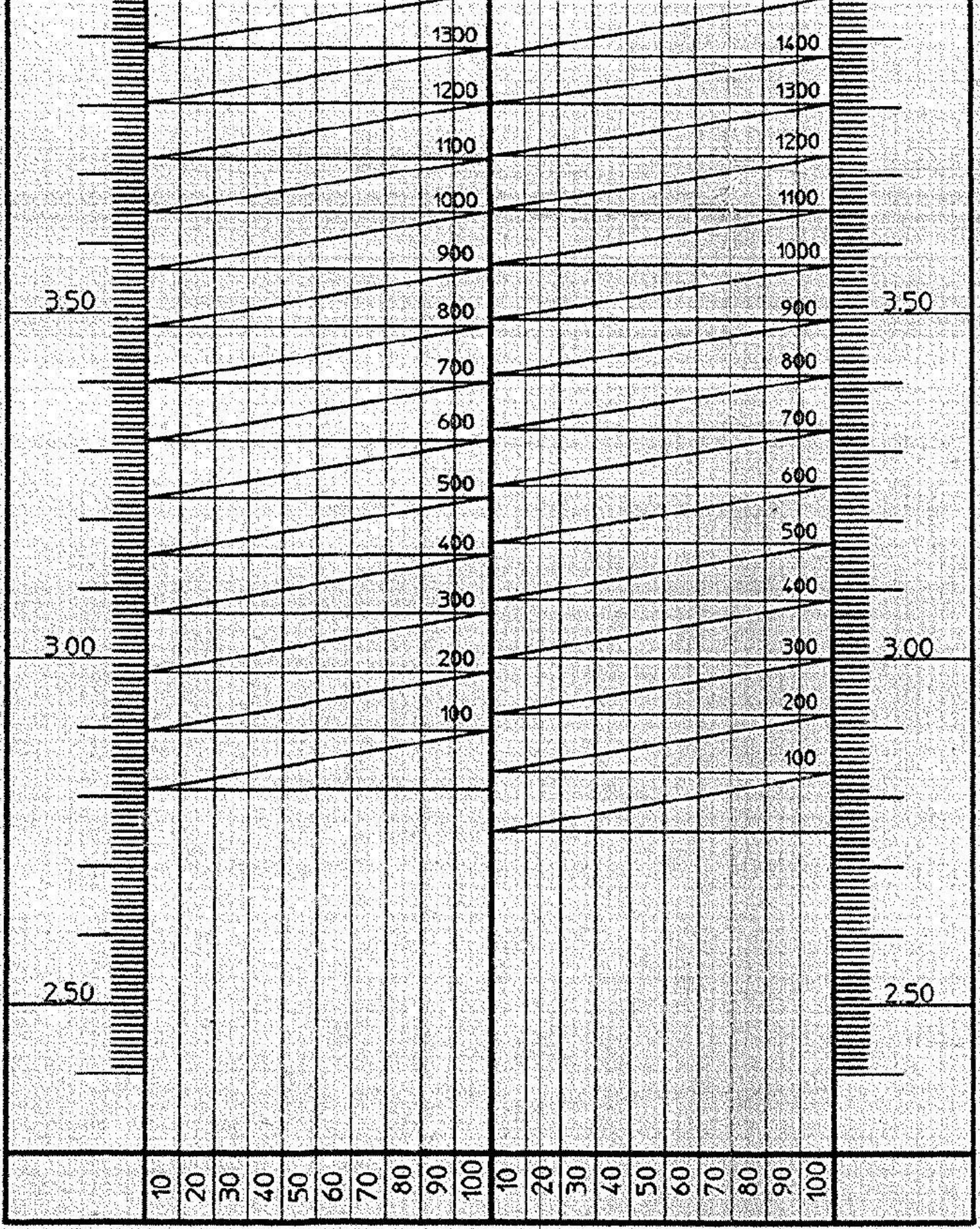

Tankplan

tank plan

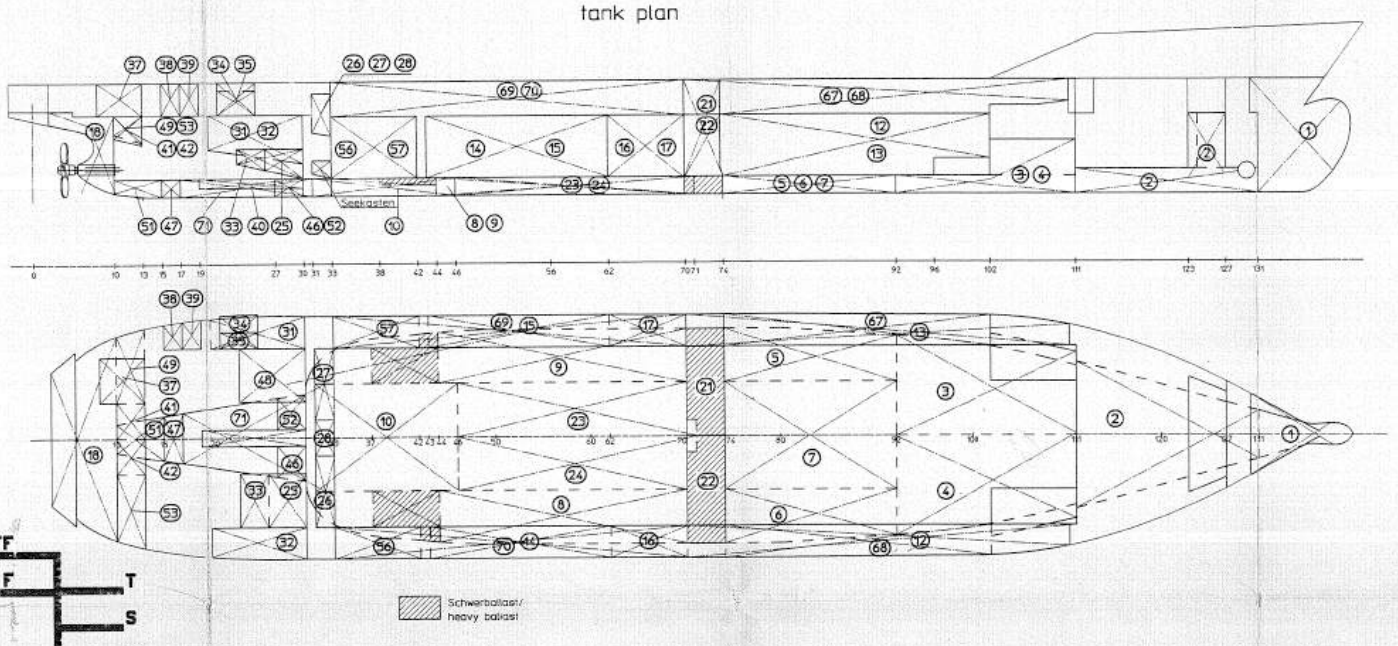
Seekasten
0 10 13 15 17 19 27 30 31 33 38 42 44 46 56 62 70 71 74 92 96 102 111 123 127 131
Schwerballast/
heavy ballast

OK HD

SB GL TF F T S W WNA

Containerstauplan

Container stowage plan

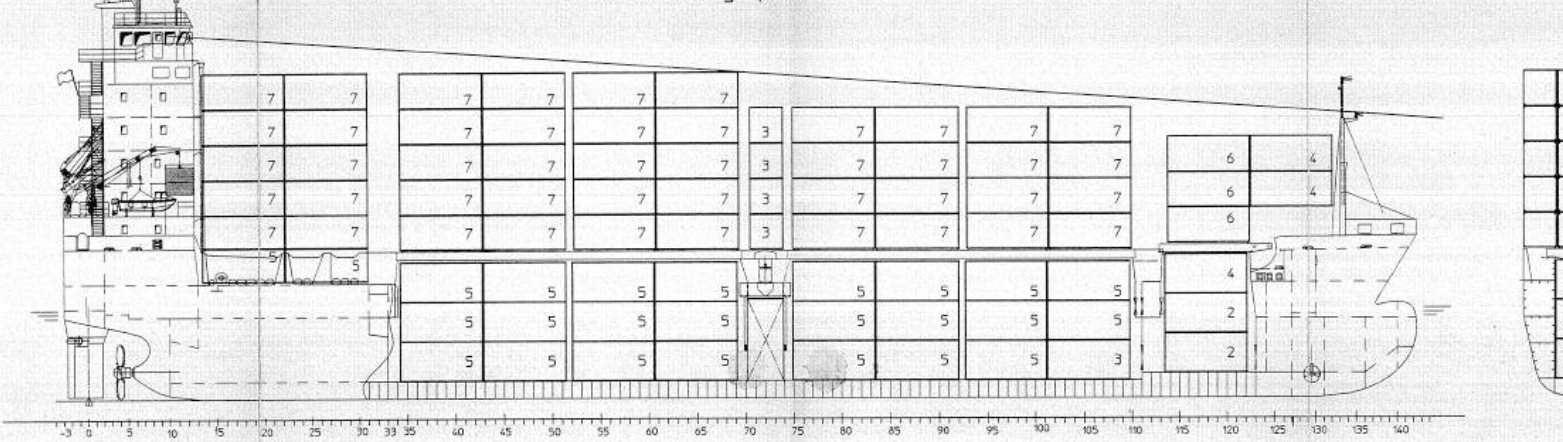
-3 0 5 10 15 20 25 30 33 35 40 45 50 55 60 65 70 75 80 85 90 95 100 105 110 115 120 125 130 135 140

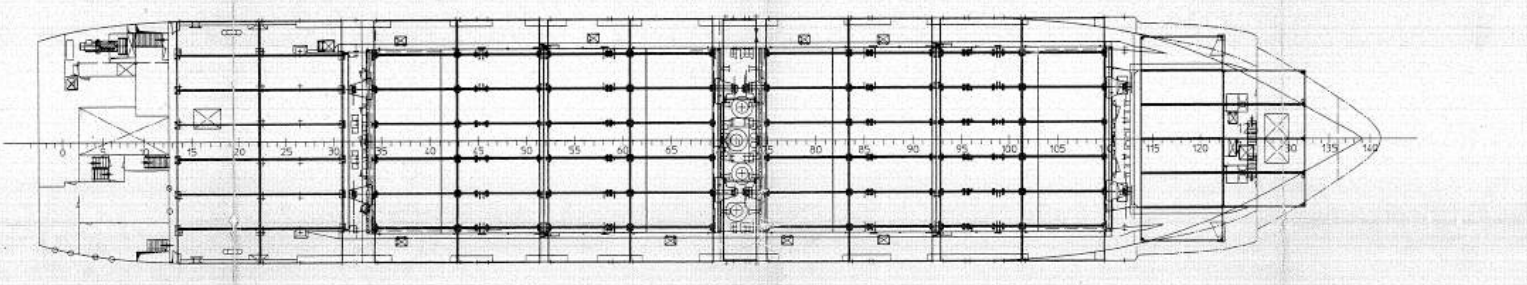
15
20
25
30
35
40
45
50
55
60
65
80
85
90
95
100
105
115
120
130
135
140

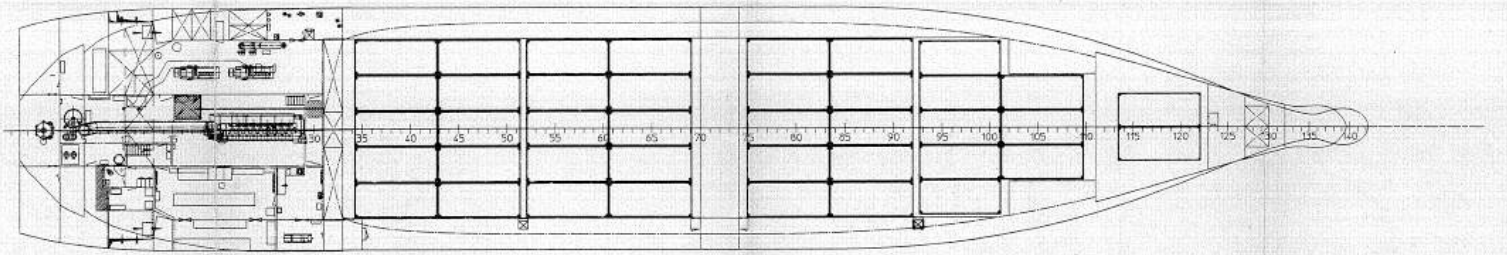
30
35
40
45
50
55
60
65
70
75
80
85
90
95
100
105
110
115
120
125
130
135
140

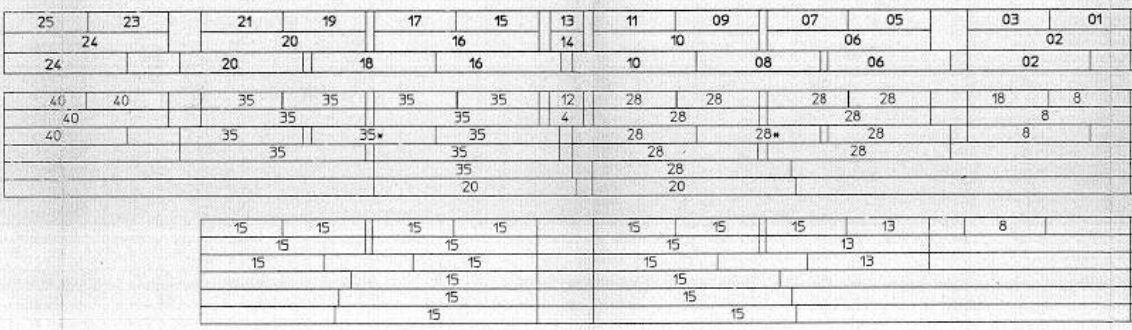
20' BAY
25
23
21
19
17
15
13
11
09
07
05
03
01
40'/45'/48'/49' BAY
24
20
16
14
10
06
02
30' BAY
24
20
18
16
10
08
06
02
40
40
35
35
35
35
12
28
28
28
28
18
8
40
35
35
4
28
28
8
40
35
35*
35
28
28*
28
8
35
35
28
28
35
28
20
20
15
15
15
15
15
15
15
13
8
15
15
15
13
15
15
15
13
15
15
15
15
15
15

		Deck	
	TEU		370
	FEU		178
	30' Cont.		174
	45' Cont.		126
	48' Cont.		63
	49' Cont.		40

		Hold	
	TEU		126
	FEU		58
	30' Cont.		58
	45' Cont.		30
	48' Cont.		30
	49' Cont.		30

*) nur als Einzelstapel
only single stack

Container Capacity		Total	
	TEU		496
	FEU		236
	30' Cont.		232
	45' Cont.		156
	48' Cont.		93
	49' Cont.		70

Tank-Nr	Bezeichnung	designation	Lage Spt. von - bis			Inhalt/cont (m3)	Medium/Verwendung	medium/usage	Masse (t) mass	LCG (m)	VCG (m)	TCG (m)
1	Vorpiektank	fore peak tank	MS	℄	130 - vorne	94.37	Seewasser/Wasserballast	sea water/ballast water	96.73	93.44	4.82	-0.01
2	Doppelbodentank	double bottom tank	MS	℄	111 - 131	182.28	Seewasser/Wasserballast	sea water/ballast water	186.83	84.33	1.80	-0.02
3	Doppelbodentank	double bottom tank	BB	PS	92 - 111	138.99	Seewasser/Wasserballast	sea water/ballast water	142.46	71.71	1.30	-3.62
4	Doppelbodentank	double bottom tank	StB	SB	92 - 111	138.99	Seewasser/Wasserballast	sea water/ballast water	142.46	71.71	1.30	3.62
5	Doppelbodentank	double bottom tank	BB	PS	74 - 92	46.56	Seewasser/Wasserballast	sea water/ballast water	47.72	57.89	0.72	-5.45
6	Doppelbodentank	double bottom tank	StB	SB	74 - 92	46.56	Seewasser/Wasserballast	sea water/ballast water	47.72	57.89	0.72	5.45
7	Doppelbodentank	double bottom tank	MS	℄	74 - 92	130.52	Seewasser/Wasserballast	sea water/ballast water	133.78	57.83	0.65	0.00
8	Doppelbodentank	double bottom tank	Stb	SB	44 - 70	76.1	Seewasser/Wasserballast	sea water/ballast water	78.00	39.58	0.71	5.63
9	Doppelbodentank	double bottom tank	Bb	PS	44 - 70	76.1	Seewasser/Wasserballast	sea water/ballast water	78.00	39.58	0.71	-5.63
10	Doppelbodentank	double bottom tank	MS	℄	31 - 46	103.14	Seewasser/Wasserballast	sea water/ballast water	105.72	26.26	0.64	0.00
11												
12	Seitentank	wing tank	StB	SB	74 - 102	128.66	Seewasser/Wasserballast	sea water/ballast water	131.88	60.33	3.91	7.46
13	Seitentank	wing tank	BB	PS	74 - 102	134.85	Seewasser/Wasserballast	sea water/ballast water	138.22	60.28	3.89	-7.46
14	Seitentank	wing tank	StB	SB	43 - 62	105.79	Seewasser/Wasserballast	sea water/ballast water	108.44	36.06	3.80	7.55
15	Seitentank	wing tank	BB	PS	43 - 62	108.56	Seewasser/Wasserballast	sea water/ballast water	111.27	36.04	3.80	-7.54
16	Seitentank	wing tank	Stb	SB	62 - 70	44.43	Seewasser/Wasserballast	sea water/ballast water	45.54	45.60	3.79	7.58
17	Seitentank	wing tank	Bb	PS	62 - 70	46.97	Seewasser/Wasserballast	sea water/ballast water	48.15	45.75	3.80	-7.55
18	Achterpiektank	after peak tank	MS	℄	2 - 10	64.60	Seewasser/Wasserballast	sea water/ballast water	66.21	4.20	5.06	0.00
	Summe Wasserballast	total of water ballast				1667.46			1709.15	56.29	2.39	-0.05
19												
20												
21	Hochtank	top tank	BB	PS	70 - 74	121.65	HFO/Vorrat	HFO/storage	120.43	49.96	4.81	-3.35
22	Hochtank	top tank	StB	SB	70 - 74	119.56	HFO/Vorrat	HFO/storage	118.37	49.98	4.76	3.32
23	Doppelbodentank	double bottom tank	BB	PS	46 - 71	86.86	HFO/Vorrat	HFO/storage	85.99	40.08	0.65	-1.96
24	Doppelbodentank	double bottom tank	StB	SB	46 - 71	86.86	HFO/Vorrat	HFO/storage	85.99	40.08	0.65	1.96
25	Überlauftank	overflow tank	StB	SB	26 - 30	19.18	HFO Überlauftank	HFO overflow tank	18.98	18.67	2.60	4.54
26	HFO-Setztank	HFO settling tank	StB	SB	31 - 33	22.33	HFO	HFO	22.11	21.41	6.25	3.97
27	HFO-Setztank	HFO settling tank	BB	PS	31 - 33	22.33	HFO	HFO	22.11	21.41	6.25	-3.97
28	HFO Tagestank	HFO day tank	MS	℄	31 - 33	11.11	HFO	HFO	11.00	21.41	6.25	0.00
29												
30												
31	MDO-Vorratstank	MDO storage tank	BB	PS	20 - 30	35.33	MDO/Vorrat	MDO/storage	30.38	16.72	4.62	-7.58
32	MDO-Vorratstank	MDO storage tank	Stb	SB	20 - 30	37.64	MDO/Vorrat	MDO/storage	32.37	16.90	4.58	7.54
33	MDO-Überlauftank	MDO overflow tank	StB	SB	23 - 26	9.05	MDO	MDO	7.78	16.24	2.90	4.41
34	MDO-Setztank	MDO settling tank	BB	PS	21 - 25	9.79	MDO	MDO	8.42	15.10	7.44	-8.15
35	MDO-Tagestank	MDO day tank	BB	PS	21 - 25	5.81	MDO	MDO	4.99	15.10	6.95	-7.19
36												
37	Schmieröl-Vorratstank	lub. oil storage tank	BB	PS	8 - 13	24.45	Schmieröl/HM, Getr.	lub. oil/ME, gear box	22.50	6.39	7.19	-4.33
38	Schmieröl-Vorratstank	lub. oil storage tank	BB	PS	15 - 17	7.35	Schmieröl/HDI, Stevenr.	lub. oil/aux. engine	6.76	10.20	7.30	-7.71
39	Gebrauchöltank	usage oil tank	MS	℄	17 - 19	7.61	Gebrauchöl	usage oil	7.00	11.60	7.28	-7.75
40	Schmieröl-Umlauftank	lub. oil ciculation tank	MS	℄	19 - 30	6.38	Schmieröl/HM	lub. oil/ME	5.87	16.10	0.96	0.00
41	Thermalöl-Ablaßtank	thermal fluid-discharge tank	BB	PS	10 - 13	10.03	Thermalöl	thermal fluid	9.03	7.08	5.06	-1.32
42	Thermalöl-Vorratstank	thermal fluid storage tank	BB	PS	10 - 13	10.03	Thermalöl	thermal fluid	9.03	7.08	5.06	-1.32
43												
44												
45												
46	Schmieröl-Lecktank	lub. oil drainage tank	Stb	SB	27 - 30	5.53	Schmieröl	lub. oil	5.09	18.97	0.70	1.70
47	Kraftstoff-Lecktank	fuel drainage tank	MS	℄	15 - 17	5.07	Leckkraftstoff	fuel drainage	4.36	10.21	0.73	0.00
48	Schlammtank	sludge tank	Bb	PS	23 - 30	28.22	Bilgenwasser	bilge water	27.94	17.89	2.70	[illegible]
49	Altöltank	waste oil tank	Bb	PS	10 - 13	12.09	Abwasser	sewage	11.12	7.14	5.33	4.69
50												
51	Kühlwasser-Ablasstank	cool. water discharge tank	MS	℄	10 - 15	9.03	Kühlwasser	cool. water	9.03	7.94	0.78	0.00
52	Bilgenwassertank	bilge water tank	Bb	PS	27 - 30	5.53	Bilgenwasser	bilge water	5.67	18.97	0.70	-1.70
53	Abwassertank	waste water tank	StB	SB	10 - 13	12.09	Abwasser	waste water	12.09	7.14	5.33	-4.96
54												
55												
56	Seitentank	wing tank	Stb	SB	33 - 42	50.49	Frischwasser	fresh water	50.49	25.35	3.82	7.52
57	Seitentank	wing tank	Bb	PS	33 - 42	50.49	Frischwasser	fresh water	50.49	25.35	3.82	7.52
58												
59												
60	Kühlwasserausgleichstank	cool. water expansions tank		L			Kühlwasser	cool. water				
61	Kühlwasserausgleichstank	cool. water expansions tank		L			Kühlwasser	cool. water				
62	Notdiesel-Tagestank	emer. gen. day tank		L			MDO	MDO				
63	Stevenrohrhochtank	stern tube high tank		L								
64	Hydrauliköltank Lukenhydr.	hydraulic oil tank hatch cover		L			Hydrauliköl	hydraulic oil				
65	Hydrauliköltank Verstellp.	hydraulic oil tank V.P. propeller		L			Hydrauliköl	hydraulic oil				
66												
67	Leerzelle	void space	Bb	PS	70 - 111		Betriebsgang	working passage				
68	Leerzelle	void space	StB	SB	70 - 111		Betriebsgang	working passage				
69	Leerzelle	void space	Bb	PS	33 - 70		Betriebsgang	working passage				
70	Leerzelle	void space	StB	SB	33 - 70		Betriebsgang	working passage				
71	Leerzelle	void space	MS	℄	17 - 31		Betriebsgang	working passage				
72												
73												
74												
75												

Schnitt LR III



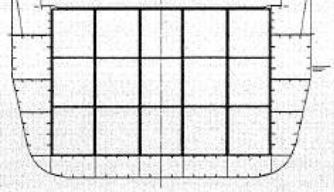

Containerschwerpunkte im Raum / Container COG in hold							
Containerschwerpunkte 20'x8'x8'6" / Container COG							
		Tier 02		Tier 04		Tier 06	
Bay	LCG [m]	Row Anz.	VCG [m]	Row Anz.	VCG [m]	Row Anz.	VCG [m]
03	82.57	2	3.12	2	5.37	4	8.34
05	73.90	3	2.62	5	5.23	5	7.84
07	67.77	5	2.62	5	5.23	5	7.84
09	61.21	5	2.62	5	5.23	5	7.84
11	55.08	5	2.62	5	5.23	5	7.84
15	44.86	5	2.62	5	5.23	5	7.84
17	38.73	5	2.62	5	5.23	5	7.84
19	32.17	5	2.62	5	5.23	5	7.84
21	26.04	5	2.62	5	5.23	5	7.84
Containerschwerpunkte 40'x8'x8'6" / Container COG							
06	70.84	3	2.62	5	5.23	5	7.84
10	58.15	5	2.62	5	5.23	5	7.84
16	41.79	5	2.62	5	5.23	5	7.84
20	29.105	5	2.62	5	5.23	5	7.84

Hauptdaten

Länge über alles /length over all	$L_{o.a.}$	99.95 m
Länge zwischen den Loten / length betw. perp	L_{pp}	95.01 m
Breite auf Spant / breath moulded frame	B	17.90 m
Höhe bis Hauptdeck / moulded depth	D	8.50 m
Tiefgang auf Sommerfreibord in Seewasser Draught at summer freeboard in sea water	d	6.616 m
Geschwindigkeit speed		ca. 15.8 kn

Tragfähigkeit auf Sommerfreibord in Seewasser
deadweight of summer freeboard in sea water

Trimm [m]	0,00	-0,25	-0,50	-0,75	-1,00	-1,25	-1,50	-1,75	-2,00
dw [t]	5273	5294	5316	5337	5358	5379	5400	5421	5442

minimaler Ballasttiefgang minimum draught in ballast	hinten/aft vorn /fore	4,95 m 2,90 m

Schiffsmasse leeres Schiff inclusive Schwerballast — 2757 t
light-ship weight
with ballast of high density

Tiefgänge /draught

mittlerer Leertiefgang in Seewasser ü. UKK — 2,75 m
mean light draught in sea water a. lower edge of keel

mittlerer Leertiefgang in Frischwasser ü. UKK — 2,81 m
mean light draught in fresh water a. lower edge of keel

Klassifikation/Fahrtbereich
classification/radius of operation

Germanischer Lloyd GL + 100 A5 E G + MC E AUT NAV-OC

eingerichtet für Containertransport
equipped for carriage of containers

verstärkt für Schwergutladung
Strengthened for heavy cargo

SOLAS II-2 Reg. 54 (restricted)

Containerschwerpunkte a. Deck und a. den Luken / Container COG on deck and on hatches														
Containerschwerpunkte / Container COG 20'x8'x8'6"														
			Tier 82		Tier 84		Tier 86		Tier 88		Tier 90		Tier 92	
Bay	Row	LCG [m]	Row Anz.	VCG [m]	Row Anz.	VCG [m]	Row Anz.	VCG [m]	Row Anz.	VCG [m]	Row Anz.	VCG [m]	Row Anz.	VCG [m]
01	01 - 04	88.90	-	-			4	15.34	4	17.96	-	-	-	-
03	01 - 06	82.77	-	-	6	12.72	6	15.34	6	17.96	-	-	-	-
05	00 - 06	73.96	-	-	7	12.28	7	14.90	7	17.52	7	20.14	-	-
07	00 - 06	67.83	-	-	7	12.28	7	14.90	7	17.52	7	20.14	-	-
09	00 - 06	61.15	-	-	7	12.28	7	14.90	7	17.52	7	20.14	-	-
11	00 - 06	55.02	-	-	7	12.28	7	14.90	7	17.52	7	20.14	-	-
13	00 - 02	49.97	-	-	3	12.28	3	14.90	3	17.52	3	20.14	-	-
15	00 - 06	44.92	-	-	7	12.28	7	14.90	7	17.52	7	20.14	7	22.76
17	00 - 06	38.79	-	-	7	12.28	7	14.90	7	17.52	7	20.14	7	22.76
19	00 - 06	32.11	-	-	7	12.28	7	14.90	7	17.52	7	20.14	7	22.76
21	00 - 06	25.98	-	-	7	12.28	7	14.90	7	17.52	7	20.14	7	22.76
23	00 - 04	17.58	5	9.94	5	12.56	5	15.18	5	17.80	5	20.42	5	23.04
25	00 - 04	11.45	5	9.94	5	12.56	5	15.18	5	17.80	5	20.42	5	23.04
23	05 - 06	17.58		-	2	12.28	2	14.90	2	17.52	2	20.14	2	22.76
25	05 - 06	11.45		-	2	12.28	2	14.90	2	17.52	2	20.14	2	22.76
Containerschwerpunkte / Container COG 40'x8'x8'6"														
02	01 - 04	85.84	-	-	-	-	4	15.34	4	17.96	-	-	-	-
06	00 - 06	70.89	-	-	7	12.28	7	14.90	7	17.52	7	20.14	-	-
10	00 - 06	58.08	-	-	7	12.28	7	14.90	7	17.52	7	20.14	-	-
14	01	49.97	-	-	1	12.28	1	14.90	1	17.52	1	20.14	-	-
16	00 - 06	41.85	-	-	7	12.28	7	14.90	7	17.52	7	20.14	7	22.76
20	00 - 06	29.05	-	-	7	12.28	7	14.90	7	17.52	7	20.14	7	22.76
24	00 - 04	14.52	5	9.94	5	12.56	5	15.18	5	17.80	5	20.42	5	23.04
24	05 - 06	14.52	-	-	2	12.28	2	14.90	2	17.52	2	20.14	2	22.76

Alle Längenschwerpunkte beziehen sich auf AP (Spt. 0)
all LCG measured from AP (frame 0)
Alle Höhenschwerpunkte beziehen sich auf Basis
all VCG measured from baseline

Gültigkeitsbereich: Schiff 230	Reg.- Nr. 701	Oberfläche	Maßstab 1 : 200 / Gewicht
			Schiffstyp CS 500
1997	Datum	Name	Benennung: Ladeplan CAPACITY PLAN
Bearb.	03.04.		
Gepr.	04.04.		
Norm			
ELBE INGENIEURTECHNIK GmbH Fährweg 1 - 21481 Boizenburg/Elbe			Zeichnungsnummer: 230.100.000.26 / Blatt 1 / 1 Bl.
Zust. / Änderung / Datum / Name	Urspr.		Ers.f. / Ers.d.

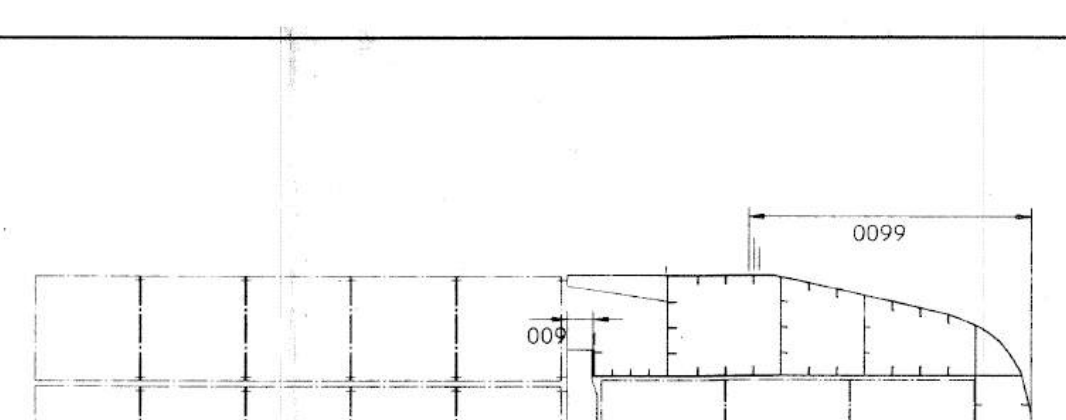

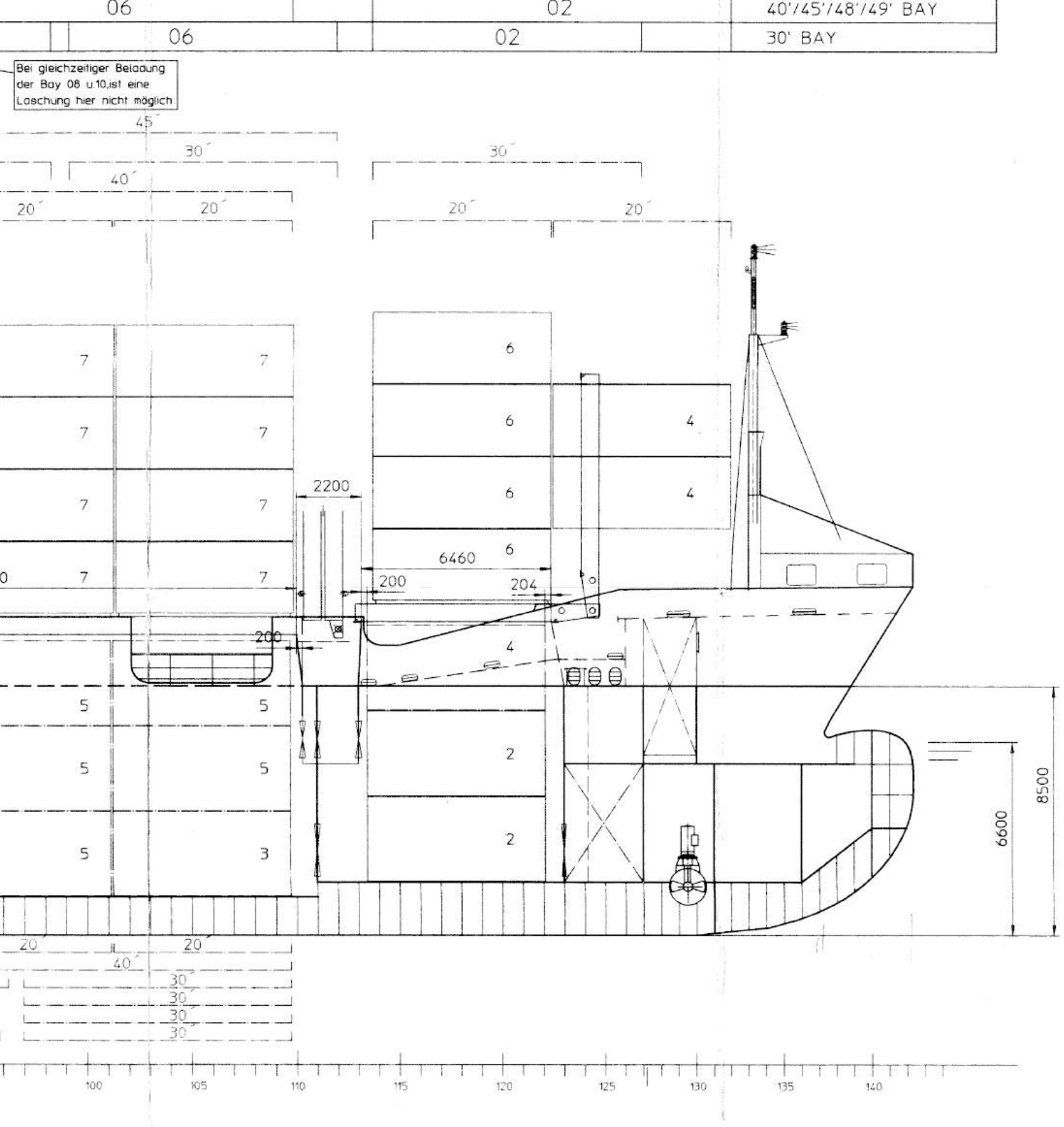

Bei gleichzeitiger Beladung der Bay 08 u.10,ist eine Laschung hier nicht möglich

06
02
40'/45'/48'/49' BAY
06
02
30' BAY
45´
30´
30´
40´
20´
20´
20´
20´
7
7
7
7
7
7
0
7
7
6
6
6
6
4
4
4
2200
6460
200
204
200
5
5
5
5
5
3
2
2
8500
6600
20´
20´
40´
30´
30´
30´
30´
100
105
110
115
120
125
130
135
140

Schnitt LR III

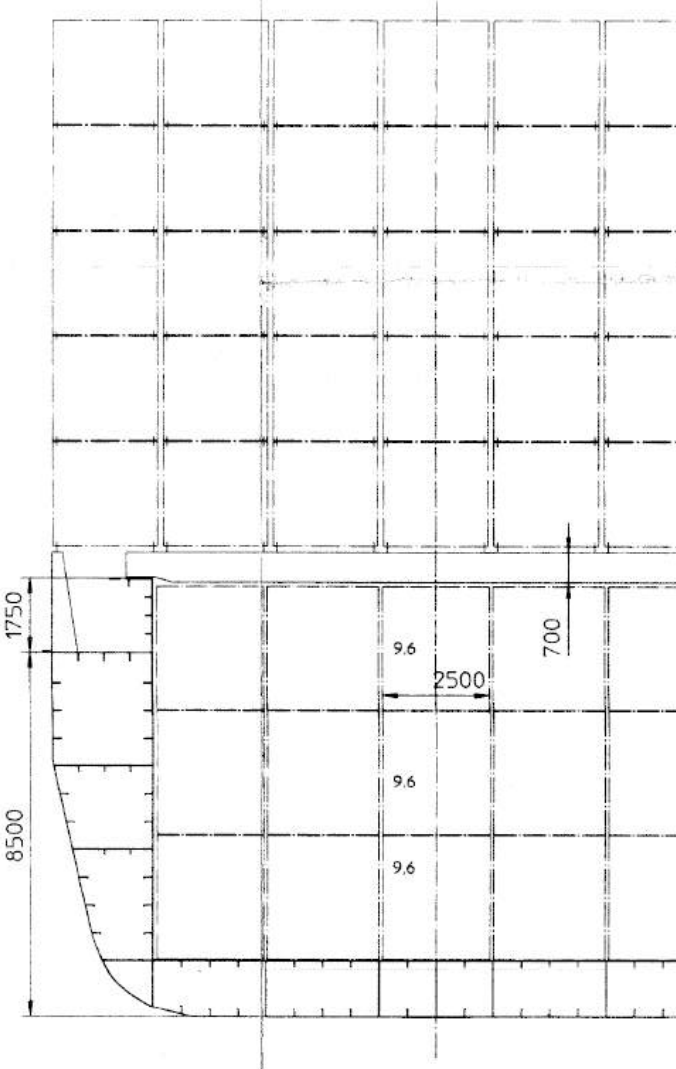

1750
8500
9.6
9.6
9,6
2500
700

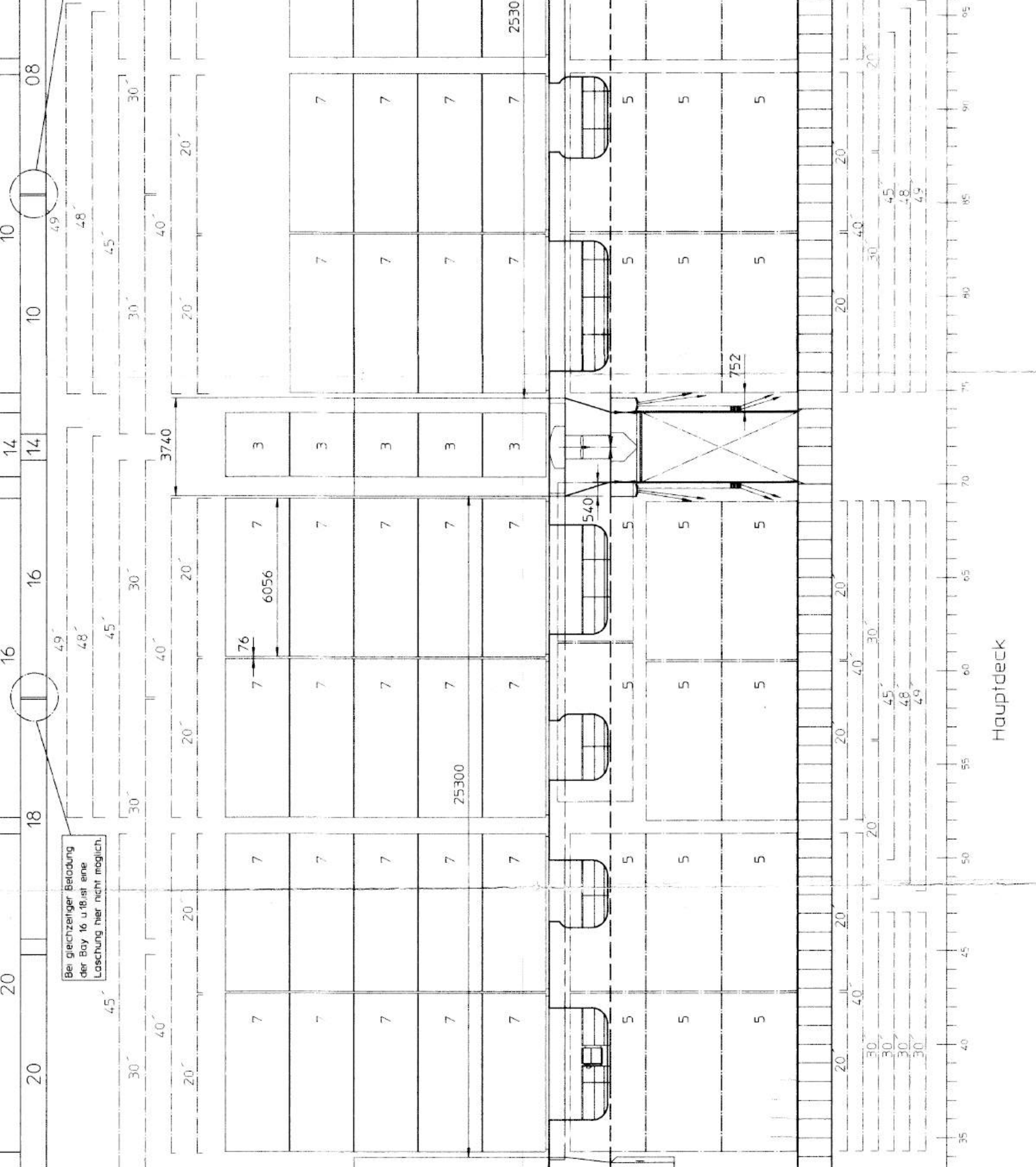
08
10
10
14
14
16
16
18
20
20
2530
3740
6056
76
25300
540
752
20´
30´
40´
45´
48´
49´
7
5
3
Hauptdeck
35
40
45
50
55
60
65
70
75
80
85
90
95

Bei gleichzeitiger Beladung der Bay 16 u.18 ist eine Laschung hier nicht möglich.

Heuboden-Deck

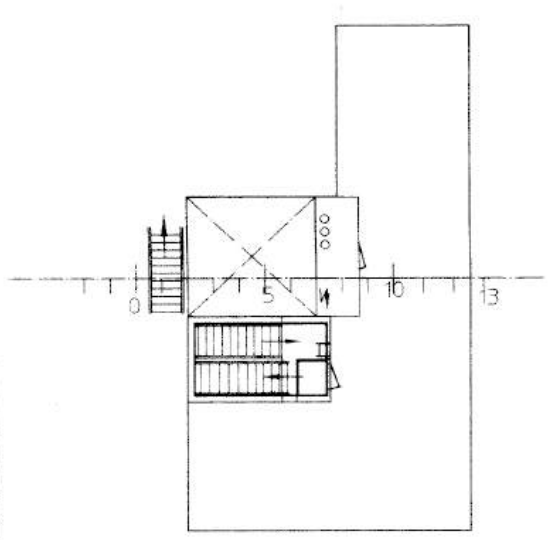

Offiziers Deck

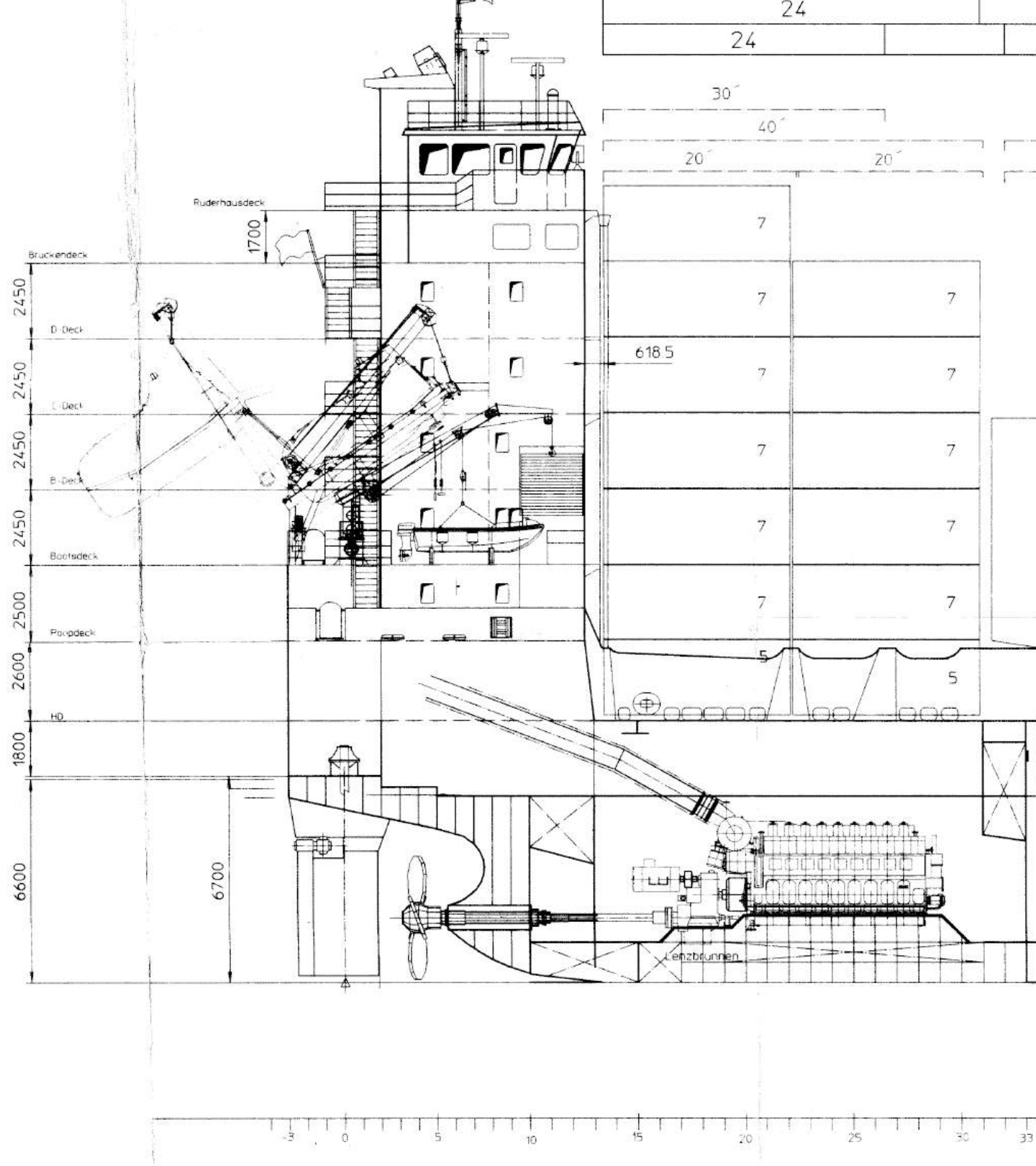

24
24
30´
40´
20´
20´
Ruderhausdeck
1700
Bruckendeck
2450
D-Deck
2450
C-Deck
2450
B-Deck
2450
Bootsdeck
2500
Poopdeck
2600
HD
1800
6600
6700
618.5
7
7
7
7
7
7
7
7
7
7
7
5
5
Lenzbrunnen
-3
0
5
10
15
20
25
30
33

Backdeck

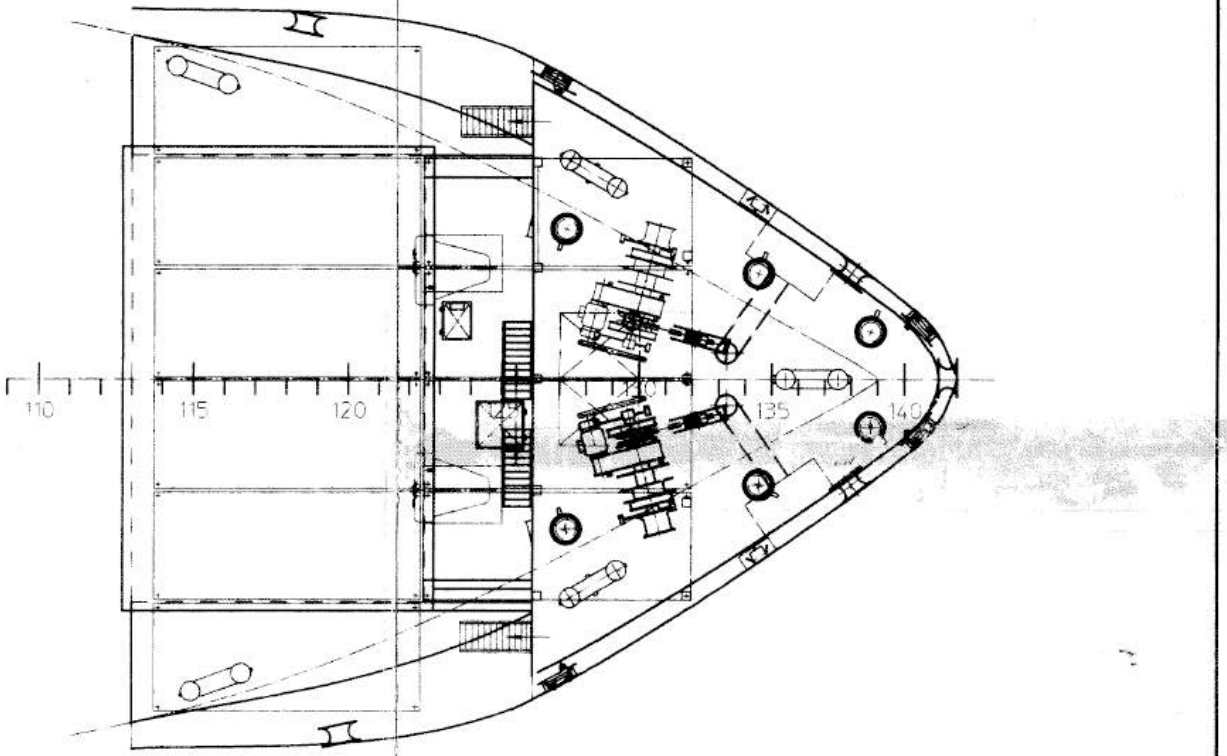

110
115
120
125
130
135
140

Länge ü.a	99,95 m	
Länge zw.d.L	95,01 m	
Breite	17,90 m	
Breite ü.a	18,20 m	
Seitenhöhe	8,50 m	
Tiefgang	6,60 m	
Tragfähigkeit	5 446 tdw	
Container	20'	40'
im Raum		
an Deck		

16. April 1997

Gültigkeitsbereich	Reg.-Nr.	Oberfläche	Maßstab 1:100	Gewicht
BN 230	700		Schiffstyp CS 500	

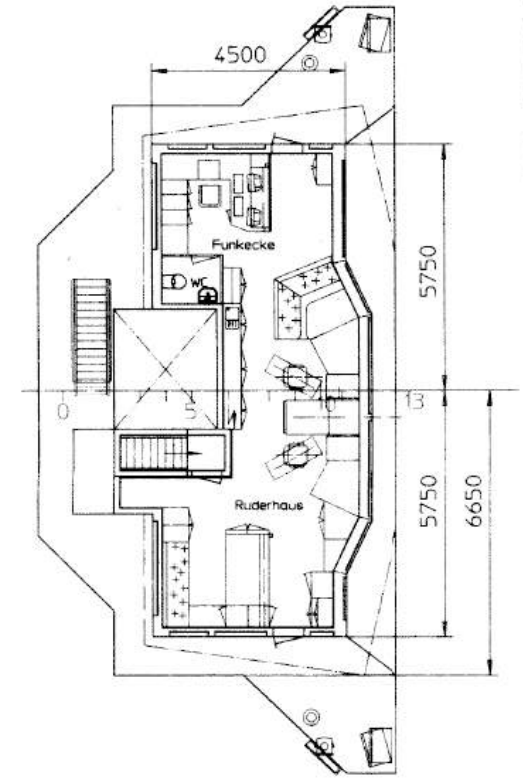

4500
5750
5750
6650
Funkecke
WC
Ruderhaus
0
5
10
13

Kapt. Deck
(D-Deck)

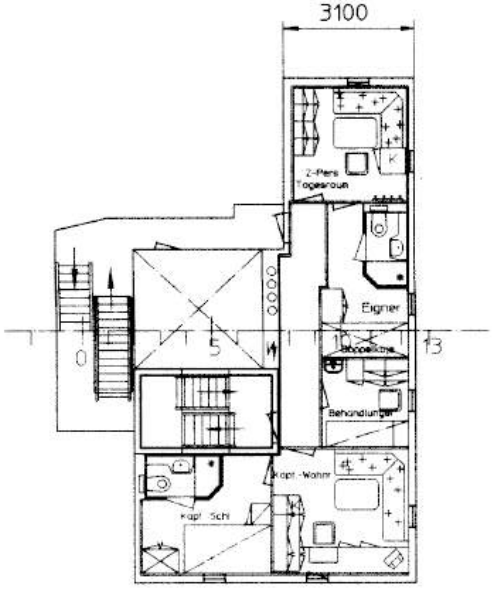

3100
2-Pers Tagesraum
Eigner
Doppelkabine
Behandlung
Kapt.-Wohnr.
Kapt. Schl.
0
5
10
13

Salondeck

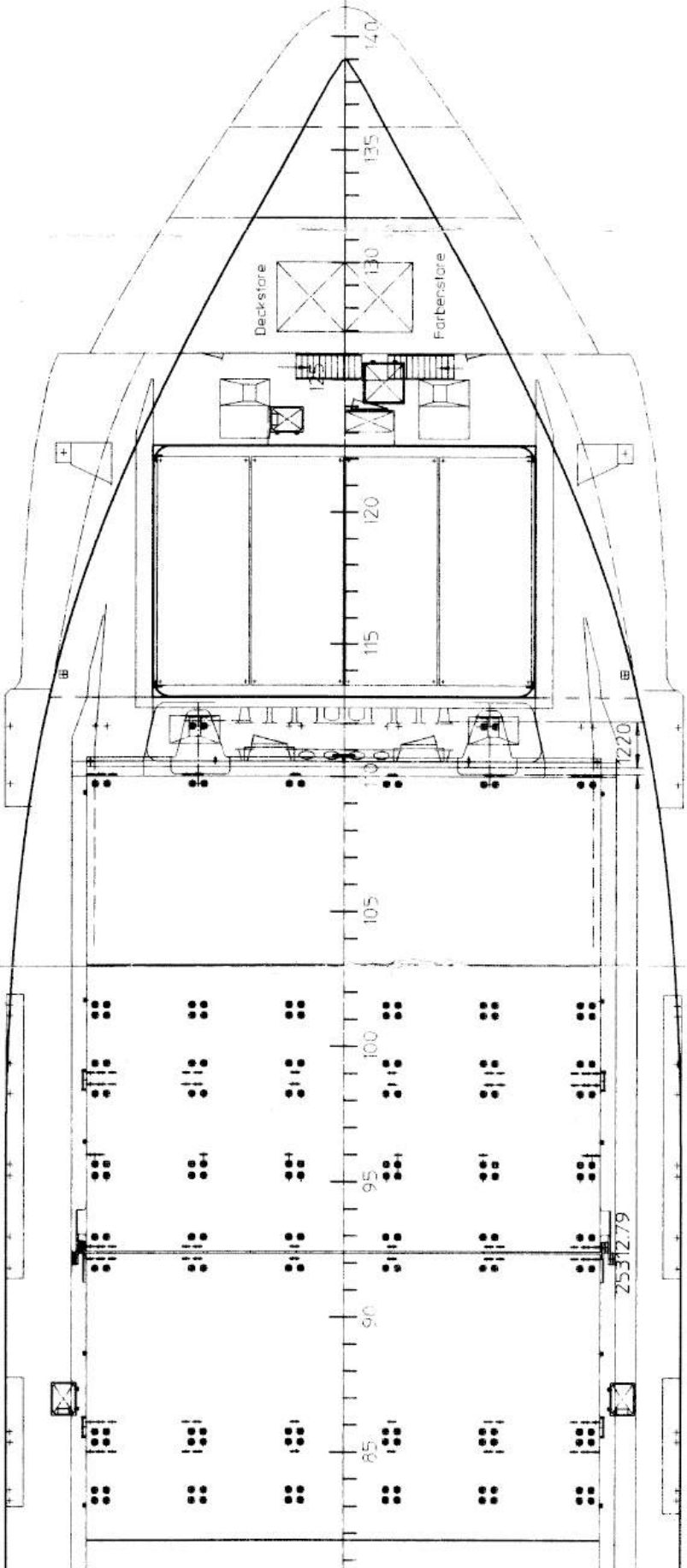
140
135
130
Deckstore
Farbenstore
125
120
115
1220
110
105
100
95
25312.79
90
85

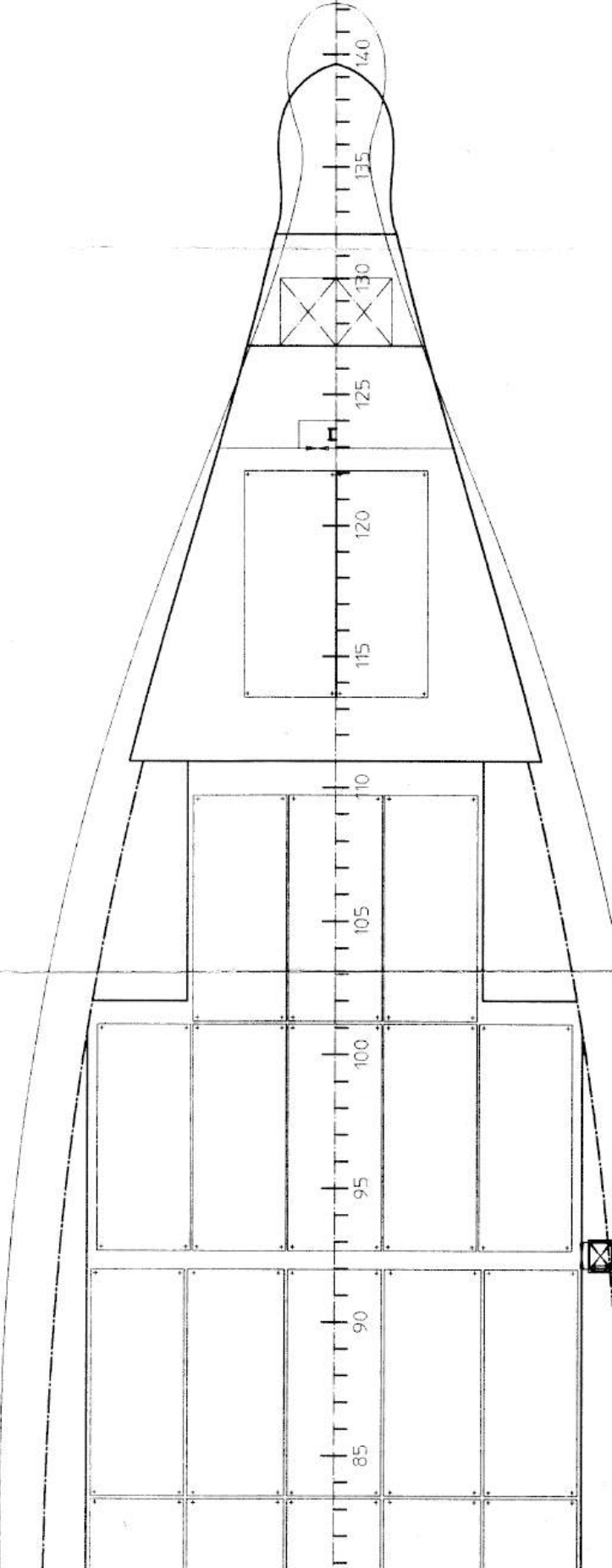
140
135
130
125
120
115
110
105
100
95
90
85

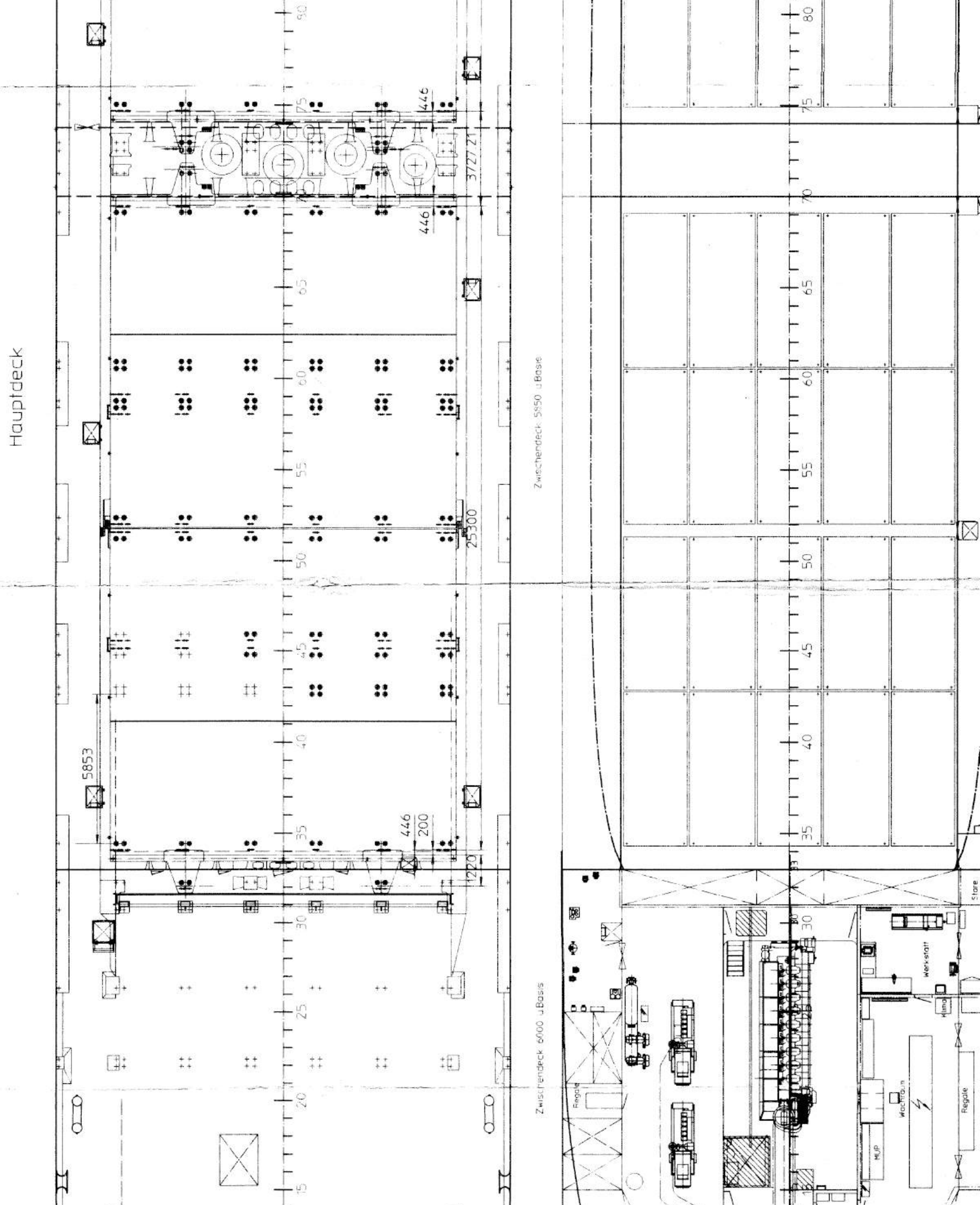
Hauptdeck
Zwischendeck 5850 ü.Basis
Zwischendeck 6000 ü.Basis
446
3727.21
446
25300
5853
446
200
1220
15
20
25
30
33
35
40
45
50
55
60
65
70
75
80
Regale
Werkstatt
Klima
Wachraum
Regale
MUP
Store

Salondeck

(C-Deck)

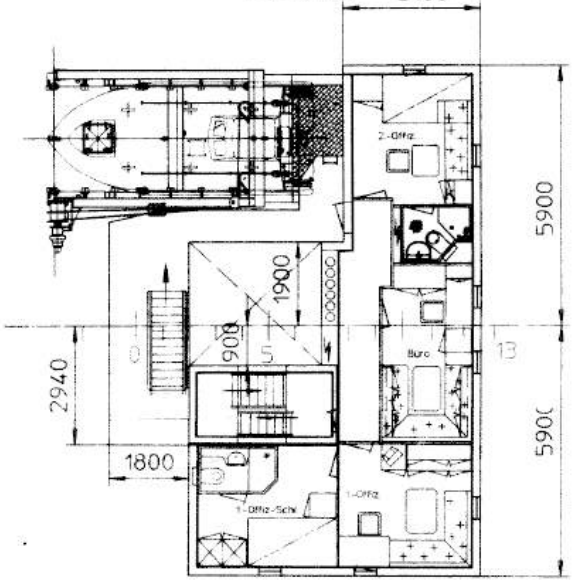
3100
5900
5900
2.-Offz.
Büro
1.-Offz.
1.-Offz.-Schl.
1900
900
2940
1800
0
5
13

Offiziers Deck

(B-Deck)

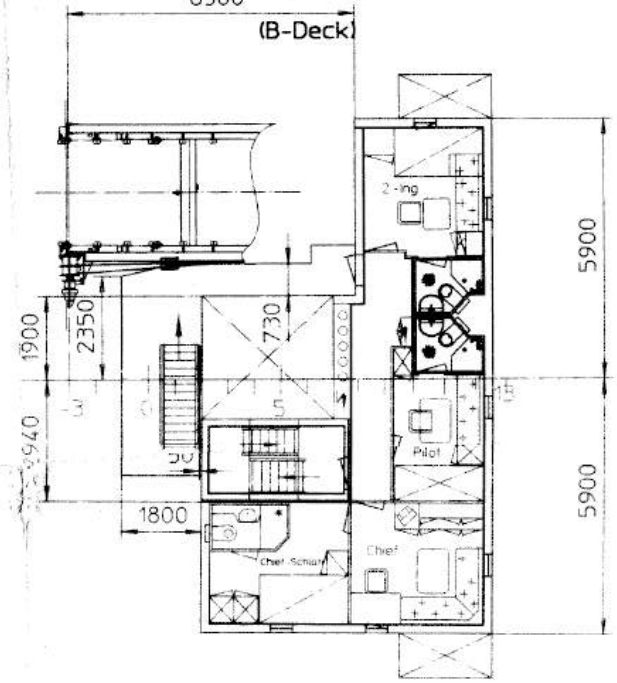
6500
5900
5900
2.-Ing
Pilot
Chief
Chief-Schlaf
730
2350
1900
2940
1800
0
5
13

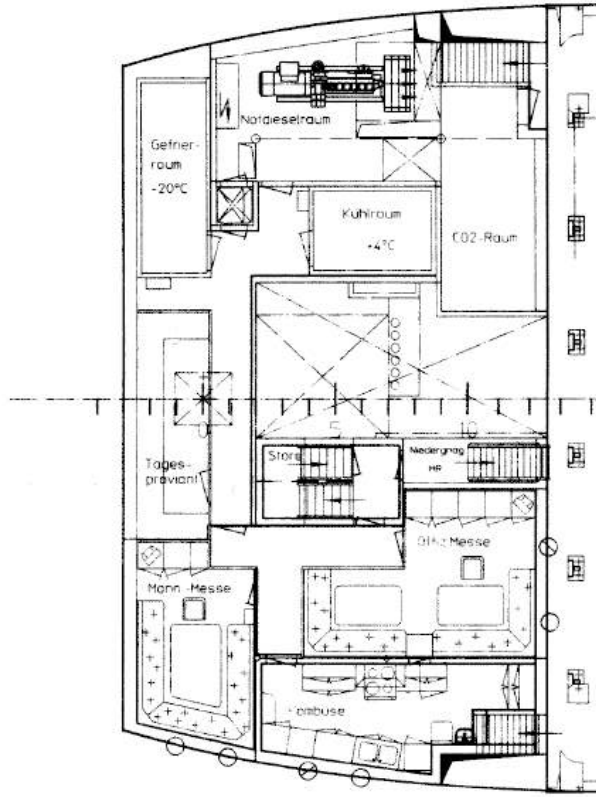
Notdieselraum
Gefrier-
raum
-20°C
Kuhlraum
+4°C
CO2-Raum
Tages-
proviant
Store
Niedergang
HR
Offz.-Messe
Mann.-Messe
Kombüse
5
10

Zwischendeck 6700 üBasis

Bootsdeck
(A-Deck)

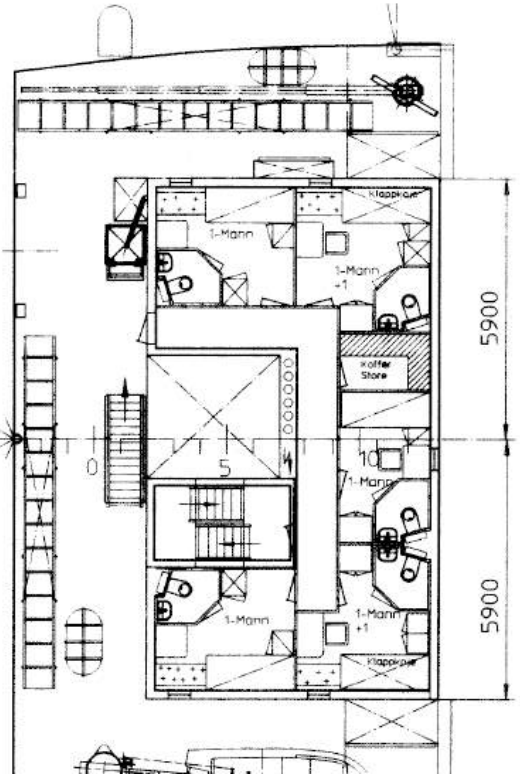
5900
5900
1-Mann
1-Mann
+1
Klappkoje
Koffer
Store
0
5
10

Poopdeck

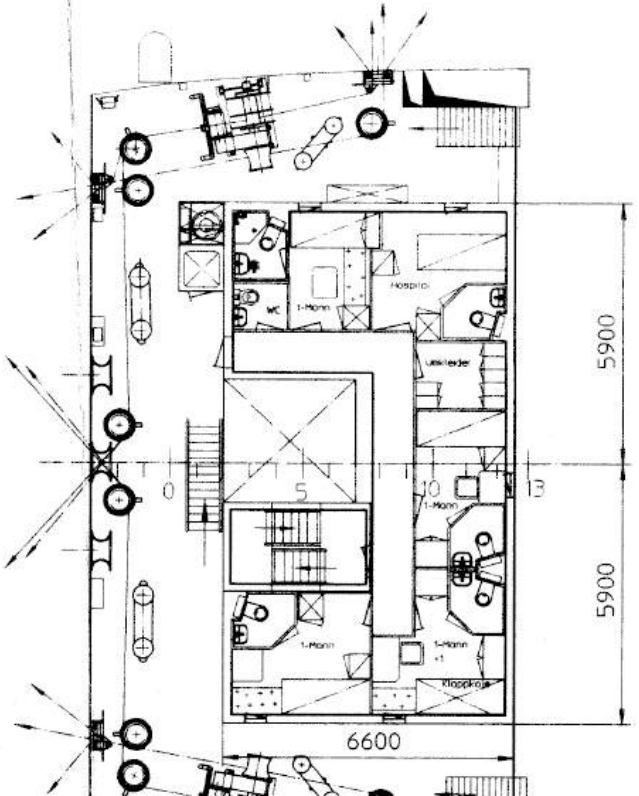
5900
5900
6600
Hospital
WC
1-Mann
Umkleide
1-Mann
+1
Klappkoje
0
5
10
13

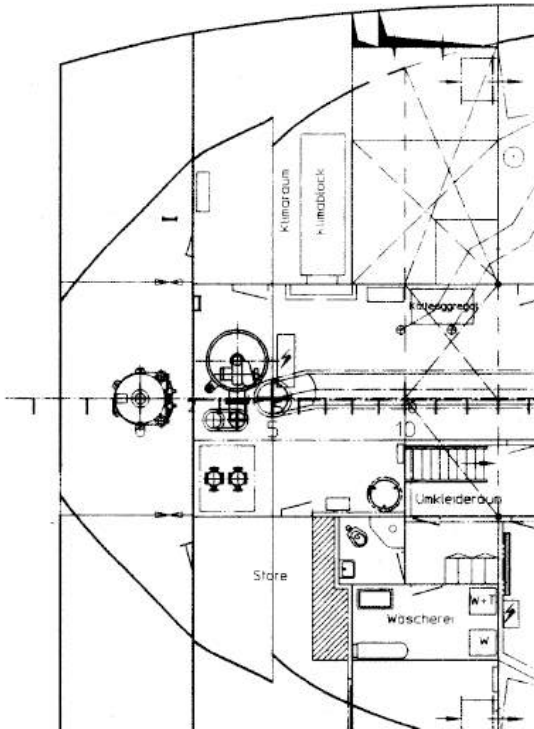
Klimaraum
Klimablock
Kälteaggregat
Umkleideraum
Store
Wäscherei
W+T
W
I
5
10